

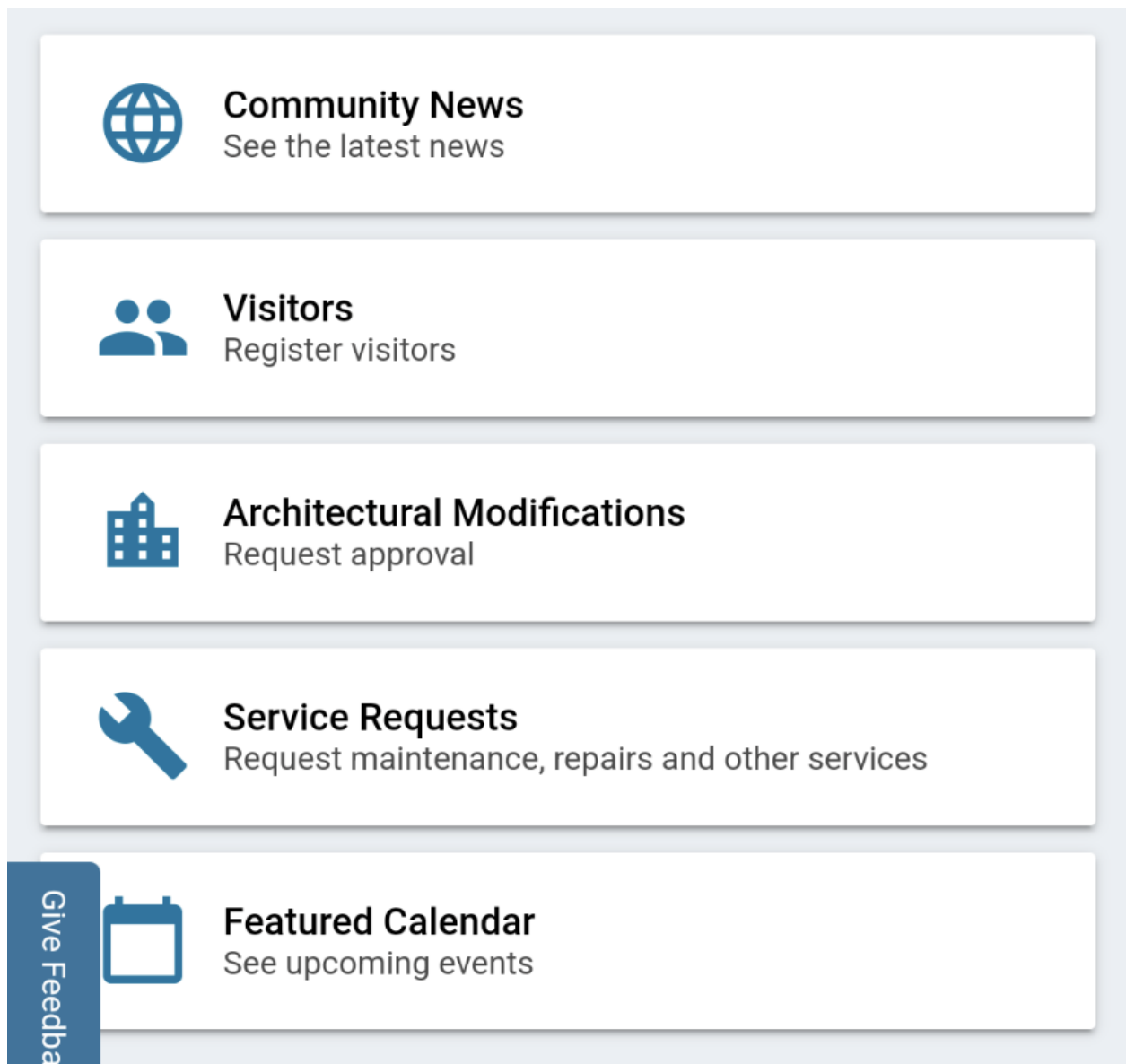
Dear Resident,

As we continue to make changes to the community to be more efficient, we are stream lining the process for visitors to come into the community.






We ask that you log into the HOA Connect Resident Portal on your phone or computer and add all of your frequent visitors to the visitor tab.

Attached you can see a screenshot of that tab.

Please reach out to JT at JT.Bretschneider@fsresidential.com with any questions.



The image shows a vertical list of five navigation items in a light blue-themed interface. Each item consists of a blue icon, a bold title, and a subtitle. From top to bottom: 1. A globe icon for 'Community News' with the subtitle 'See the latest news'. 2. An icon of two people for 'Visitors' with the subtitle 'Register visitors'. 3. A building icon for 'Architectural Modifications' with the subtitle 'Request approval'. 4. A wrench icon for 'Service Requests' with the subtitle 'Request maintenance, repairs and other services'. 5. A calendar icon for 'Featured Calendar' with the subtitle 'See upcoming events'. On the left side of the bottom item, there is a dark blue vertical bar with the text 'Give Feedba' written vertically in white.

-  **Community News**
See the latest news
-  **Visitors**
Register visitors
-  **Architectural Modifications**
Request approval
-  **Service Requests**
Request maintenance, repairs and other services
-  **Featured Calendar**
See upcoming events

Give Feedba

